



# TRG36 SERIES 36W SWITCHING ADAPTER



## Features

- \* Universal Input Range 90-264VAC
- \* Meets EN55032 Class “B” and CISPR/FCC Class B, Conducted
- \* Continuous Short Circuit Protection
- \* Leakage Current 0.25mA Max.
- \* Over Voltage Protection
- \* No Load Power Consumption <75mW
- \* Approved IEC/EN/UL62368-1
- \* Meet CoC V5 Tier 2 & DoE Level VI
- \* (Output cable length  $\leq$  1800mm)  
(TRG36A09: Output Cable Length  $\leq$  1220mm)  
(TRG36A05: Output Cable Length  $\leq$  720mm  
18AWG/UL2464)



## Ordering information

<b>TRG36AXX-</b>	<b>XX</b>	<b>E</b>	<b>XX</b>
<b>Model No.</b>	<b>DC Plug Type</b>	<b>With OVP</b>	<b>DC Cable Length and Type</b>
			01: 720mm
			02: 1220mm
			03: 1800mm
			11: 720mm with Ferrite Core
			12: 1220mm with Ferrite Core
			13: 1800mm with Ferrite Core
			*18AWG/UL1185

MODEL	OUTPUT VOLTAGE	OUTPUT CURRENT	RIPPLE & NOISE NOTE 1	VOLTAGE REGULATION NOTE 2	LINE REGULATION NOTE 3	LOAD REGULATION NOTE 4	AVG. EFF.
TRG36A05	5V	4.0A	1%	±2%	±1%	±6%	83.69%
TRG36A09	9V	3.0A	1%	±2%	±1%	±5%	87.30%
TRG36A12	12V	2.5A	1%	±2%	±1%	±5%	87.70%
TRG36A13	13.5V	2.4A	1%	±2%	±1%	±5%	87.97%
TRG36A15	15V	2.4A	1%	±2%	±1%	±3%	88.31%
TRG36A18	18V	2.0A	1%	±2%	±1%	±2%	88.31%
TRG36A24	24V	1.5A	1%	±2%	±1%	±2%	88.31%
TRG36A48	48V	0.75A	1%	±2%	±1%	±2%	88.31%

Specifications are subject to change without notice.

## Specifications

### INPUT SPECIFICATIONS:

Voltage ..... 90~264Vac  
 Frequency ..... 50 to 60Hz  
 Inrush Current ..... 60A max. @240Vac  
 Leakage Current ..... 0.25mA max.

### OUTPUT SPECIFICATIONS:

Hold-up Time ..... 8ms typ. @115Vac  
 Short Circuit Protection ..... Continuous(Auto Recover)  
 Over Voltage Protection .....TVS Component to Clamp  
 Temperature Coefficient .....  $\pm 0.05\%/^{\circ}\text{C}$

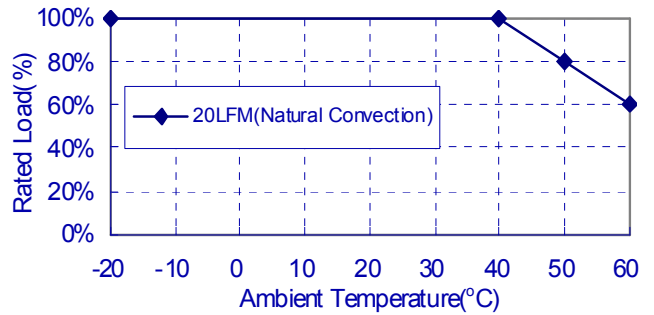
### GENERAL SPECIFICATIONS:

Isolation ..... Input to output = 4,242VDC  
 Operating Temperature ..... -20 ~ 60°C (see derating curve)  
 Storage Temperature ..... -20~85°C  
 Humidity ..... 93% RH max. Non condensing  
 Cooling ..... Natural Convection  
 Switching Frequency ..... 67KHz typ.  
 MTBF ..... MIL-HDBK-217F, GB, at 25°C/115VAC ..... 200Khrs min.  
 Altitude ..... 2000m  
 Dimensions ..... 4.370x2.008x0.886 inches (111.00x51.00x22.50mm)  
 Weight ..... 190g(0.42 Pounds)  
 AC Inlet ..... IEC320/C8

### SAFETY AND EMC:

Emission and Immunity ..... EN55032 Class B, FCC Part 15 Class B  
 EN61000-6-3, EN61000-3-2, EN61000-3-3  
 EN55024, EN61204-3, EN61000-6-1  
 Safety ..... Class II, IEC/EN/UL62368-1/60950-1

## TRG36 Series Derating Curve

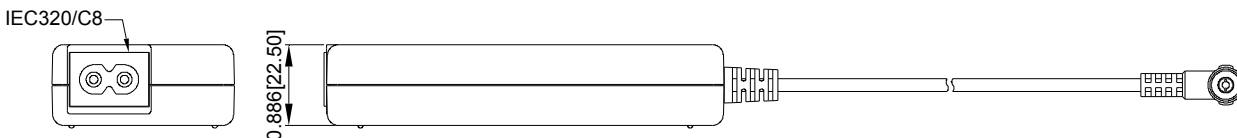
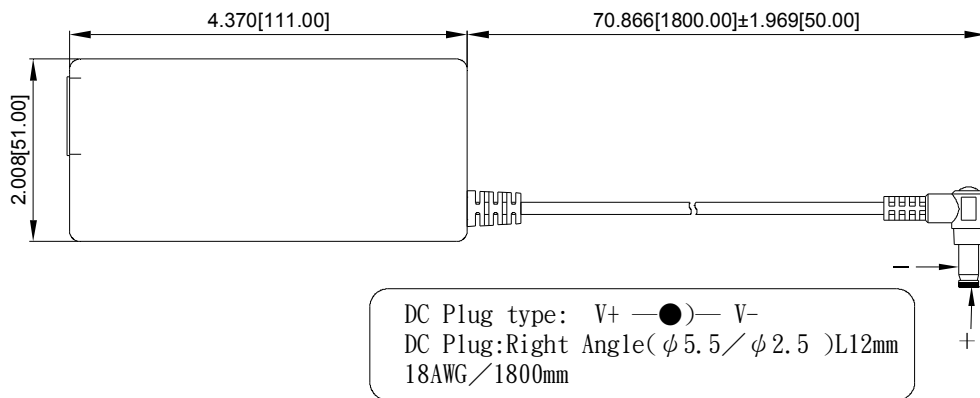


### NOTE:

1. Add a 0.1uF ceramic capacitor and a 10uF E.L. capacitor to output for Ripple & Noise measurement @20MHz BW.
2. Voltage setpoint at 60% load.
3. Line regulation is measured from 100Vac to 240Vac full load.
4. Load regulation measured from 60% to 100% full load and from 60% to 20% load (60% +/- 40% full load).

## Mechanical Specification

All Dimensions are in inches(mm)  
 Tolerance:Inches:X.XXX±0.02  
 Millimeters:X.XX±0.5



Typical at 25°C, nominal line and 75% load, unless otherwise Specified