



CFM200M SERIES

200 WATT AC-DC POWER SUPPLY WITH PFC




Features

- * Universal Input Range 90~264Vac
- * 2"x 4" Open Frame/CFM200M
- * 180W with Natural Convection @220Vac/CFM200M
- * 200W with Natural Convection @220Vac/CFM200MXXXC
- * Active PFC Meets EN61000-3-2
- * No Load Power Consumption<0.3W
- * High Power Density Up to 16.9W/Inch³/CFM200M
- * +12V Fan Output
- * High Efficiency up to 93.5%
- * Meet Class II & Class I
- * Meets 2 MOPP



CFM200MXXXC (Covered type)



CFM200MXXX (Open Frame type)

| MODEL | VOLTAGE OUTPUT | OUTPUT CURRENT | RIPPLE & NOISE NOTE 1 | VOLTAGE ACCURACY NOTE 2 | LINE REG. NOTE 3 | LOAD REG. NOTE 4 | % EFF. (Typ.) NOTE 5 |
|----------------------------|----------------|----------------|-----------------------|-------------------------|------------------|------------------|----------------------|
| Main Output Voltage | | | | | | | |
| CFM200M120 | +12V | 16.67A | 150mVp-p | ±2.0% | ±0.5% | ±1% | 92% |
| CFM200M240 | +24V | 8.33A | 240mVp-p | ±2.0% | ±0.5% | ±1% | 93.5% |
| CFM200M480 | +48V | 4.17A | 480mVp-p | ±2.0% | ±0.5% | ±1% | 93% |
| Fan Output Voltage | | | | | | | |
| All | +12V | 0.5A NOTE 6 | — | — | — | — | — |

Typical at 25°C, 230Vac and 60% rated load, unless otherwise specified

Specifications

INPUT SPECIFICATIONS:

| | |
|-----------------------------------|-------------------------|
| Voltage | 90~264Vac 120~370Vdc |
| Frequency | 47 to 63Hz |
| Inrush Current | 100A max. @240Vac |
| Leakage Current (Earth) | 260uA typ., 300uA max. |
| Touch Current (CFM200MXXXC) | 75uA typ., 100uA max. |

OUTPUT SPECIFICATIONS:

| | |
|--------------------------------|-----------------------------|
| Total Rated Output Power | 200W |
| Hold-up Time | 10ms typ. |
| Over Voltage Protection | Recycle AC input to restart |
| Short Circuit Protection | Hiccup mode(Auto Recovery) |
| Temperature Coefficient | ±0.05%/°C |

GENERAL SPECIFICATIONS:

| | |
|-----------------------------------|---|
| Isolation | Input to output = 4000VAC |
| Over Temperature Protection | Auto Recovery |
| Operating Temperature | - 20 ~ 80°C (see Derating Curve) |
| Storage Temperature | -40~85°C |
| Humidity | 93% RH max. Non condensing |
| Switching Frequency | 85KHz Typical |
| MTBF | MIL-HDBK-217F, GB, 25°C/115VAC 279Khrs typ. |
| Altitude | 3000m |
| Dimensions | |
| Open frame versions | 4.000x2.000x1.480 Inches(101.60x50.80x37.60mm) |
| Covered versions | 4.606x2.441x1.594 Inches (117.00x62.00x40.50mm) |
| Weight | |
| Open frame Versions | 253g (0.558 Pounds) |
| Covered Versions | 314g (0.692 Pounds) |

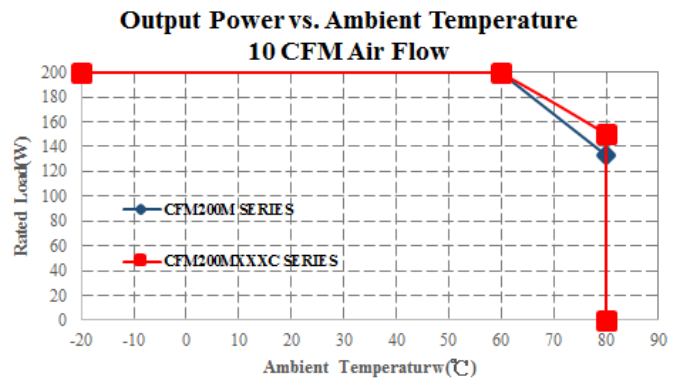
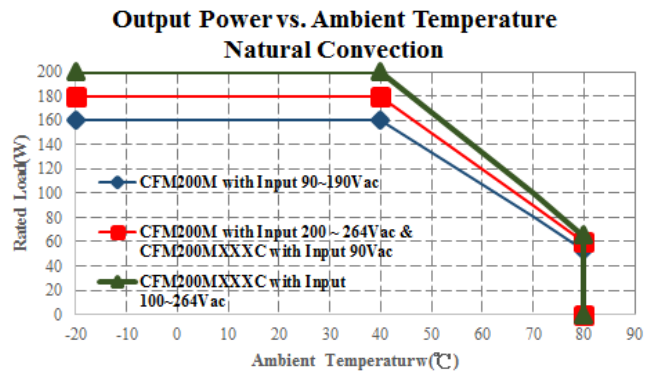
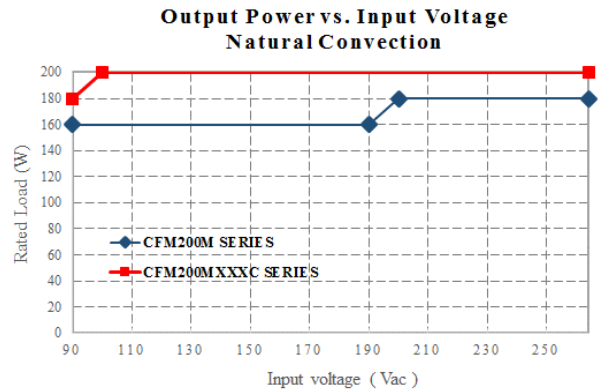
SAFETY AND EMC:

| | |
|--------------------------------------|--|
| Emission and Immunity (Ed. 4.0) | EN55011 Class B, FCC CFR 47 pat 18 IEC61000-3-2, 3, IEC61000-4-2, 3, 4, 5, 6, 8, 11 |
| Safety (Ed. 3.1) | IEC60601-1:2005+A1:2012 EN60601-1:2006+A11:2011+A1+A12, UL ANSI/AAMI ES60601-1 |

NOTE:

1. Add a 0.1uF ceramic capacitor and a 47uF E.L. capacitor to output for ripple&noise measuring @20MHz BW.
2. Voltage accuracy is set at 60% rated load and 25°C Ta.
3. Line regulation is measured from High Line to Low Line with rated load.
4. Load regulation is measured from full to 10% rated.
5. Typical efficiency at 230 VAC and full load at 25°C.
6. 12V/0.3A with nature convection; 12V/0.5A with 10 CFM air flow, tolerance ±10% at main output 10-100% full load.
7. Need an external 1mH choke at input for Class II type to pass EN55011 Class B.
8. Input connectors (CN1) wafer with TAIWAN KING PIN TERMINAL PVHI series and mate with JST Housing VHR series or equivalent.
9. Fan output connector wafer with TOWNES ENTERPRISE 2001BW series and mate with JST Housing PHR series and JST SPH series crimp terminal or equivalent.
10. Output connectors (Vo+ & Vo- with M3 screw) mate with round terminal and round terminal of the max outer diameter is 6.75mm, max inner diameter is 3.9mm.

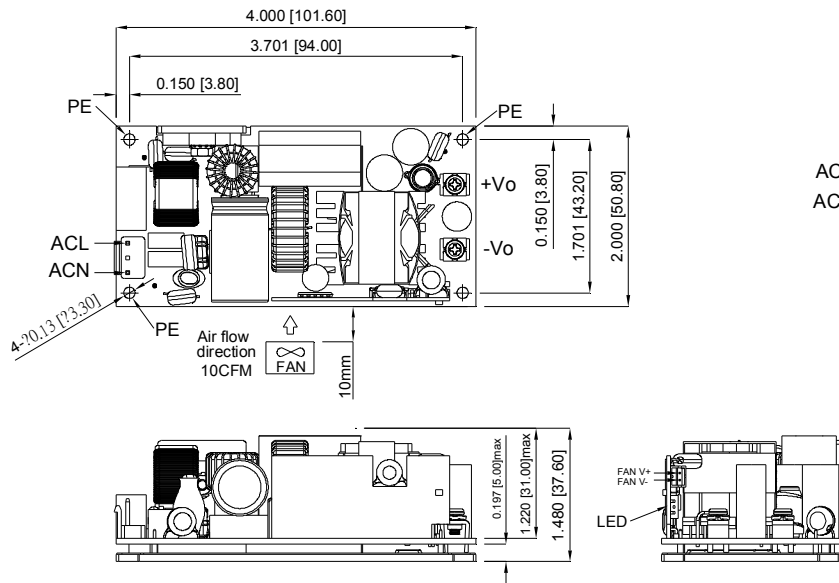
CFM200M Series De-rating Curve



Mechanical Specification

All Dimensions In Inches(mm)
 Tolerance Inches:x,xxx=±0.02
 Millimeters:x,xx=±0.5

CFM200MXXX



CFM200MXXXC

